

4

3

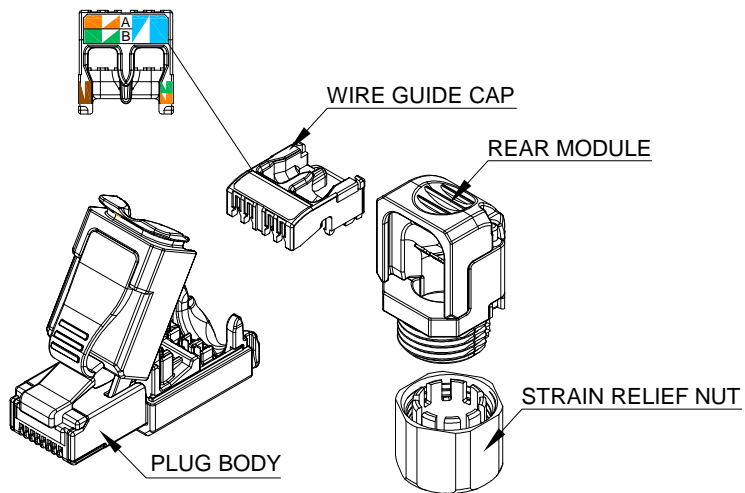
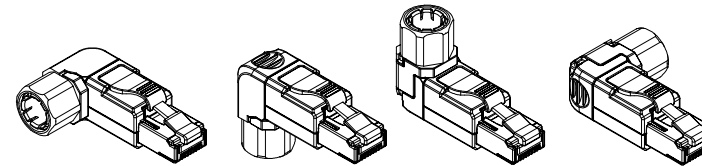
2

1

DATE	REV	ECN	APP'D. BY
09/06/19	A0	Released	AB
10/16/19	A1	11459	AB
04/28/20	A2	11542	AB
03/02/21	A3	11709	AB

ISOMETRIC VIEWS

PLUG CAN BE ASSEMBLED INTO FOUR POSITIONS AS SHOWN



COMPONENTS		
ITEM	PART NAME	QTY
1	PLUG BODY	1
2	REAR MODULE	1
3	STRAIN RELIEF NUT	1
4	WIRE GUIDE CAP	1

TRANSMISSION PERFORMANCE
Meet all requirements specified in Patch Cord requirement of ANSI/TIA-568-C.2, Category 6A

ELECTRICAL

Electrical Insulation Resistance: 500MΩ min. @100V DC
Dielectric Withstanding Voltage: IEC 60603-7
Contact to Contact: 1000 VDC or AC Peak
Contact to Shield: 1500 VDC or AC Peak

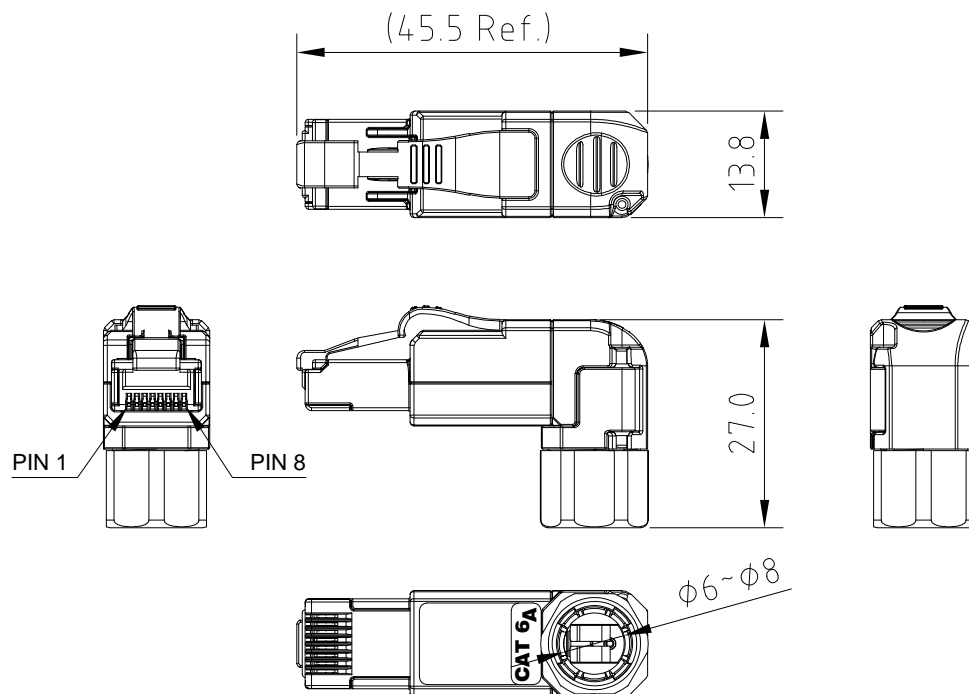
MECHANICAL

IDC Wire Gauge : 22 ~ 26 AWG
This product works with 26 AWG, but cannot have been previously used with any other wire gauge if being used with 26 AWG.
The rear module can be assembled onto the plug body in four different 90° orientations

PHYSICAL

Housing : Zinc-alloy fully shielded
Contact pin : Phosphor Bronze Alloy Plated With 50 micro-inch of Gold
IDC : Phosphor Bronze Alloy With 100 micro-inch 100% Sn Alloy

ASSEMBLY DIMENSION

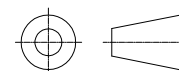


WIRE MAP		
PIN #	TIA / EIA 568A	TIA / EIA 568B
1	WHITE/GREEN	WHITE/ORANGE
2	GREEN	ORANGE
3	WHITE/ORANGE	WHITE/GREEN
4	BLUE	BLUE
5	WHITE/BLUE	WHITE/BLUE
6	ORANGE	GREEN
7	WHITE/BROWN	WHITE/BROWN
8	BROWN	BROWN

SS-39300-004

PART NUMBER


THIRD ANGLE PROJECTION



DO NOT SCALE DRAWING
DRAWING IS SUBJECT TO CHANGE WITHOUT NOTICE

DIMENSIONS: METRIC
UNLESS OTHERWISE SPECIFIED
TOLERANCES ARE ±0.2
ANGLES ARE ± 1°

SHEET NO. 1 OF 1



stewart
CONNECTOR
a bel group

1118 Susquehanna Trail South
Glen Rock, PA 17327-9199
(717) 235-7512

<http://www.stewartconnector.com>

TITLE:
CAT 6A FIELD TERMINATED 90° PLUG

THIS DRAWING AND THE SUBJECT MATTER SHOWN THEREON ARE CONFIDENTIAL AND THE PROPRIETARY PROPERTY OF STEWART CONNECTOR AND SHALL NOT BE REPRODUCED, COPIED, OR USED IN ANY MANNER WITHOUT PRIOR WRITTEN CONSENT OF STEWART CONNECTOR. ONE OR MORE U.S. PATENTS MAY APPLY TO THIS PRODUCT. FOR DETAILS, PLEASE VISIT: [HTTP://BELFUSE.COM/STEWART/STEWART_PATENTS/](http://BELFUSE.COM/STEWART/STEWART_PATENTS/)

DRN BY: JM	DATE 09/5/19
APPD BY: AB	DATE 09/6/19
DWG NO. CT390225	REV. A3

RoHS

