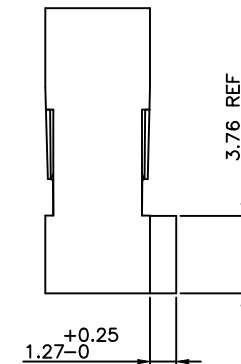
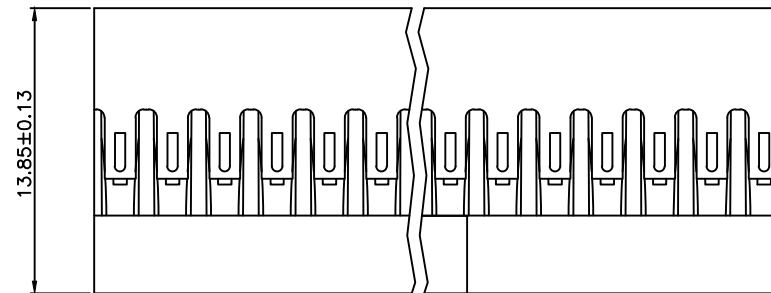


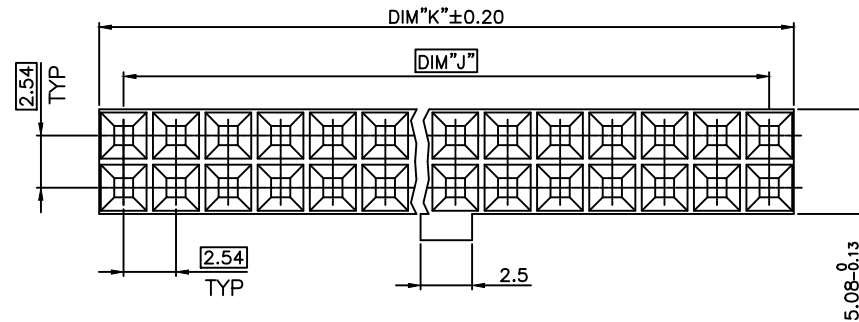
PRODUCT NUMBER
69176-OXXLF

INDICATES THE PRODUCT IS RoHS
COMPLIANT, SEE NOTE 6



NOTES:

1. MOLDING MATERIAL : MODIFIED POLYPHELYNENE
COLOR BLACK, UL 94 V0
2. LATCH MUST WITHSTAND 18N MIN PULL OUT FORCE
3. STANDARD PACKAGING IN POLYBAGS
4. TERMINALS MUST BE CRIMPED PROPERLY FOR
SATISFACTORY LATCHING :
- FOR CRIMPING INSTRUCTIONS, SEE TA-75 AND TA-295
- FOR TERMINAL APPLICATION SEE TA-531.
PRODUCT SPECIFICATION: BUS-12-067.
5. THIS HOUSING IS INTENDED FOR USE WITH
MINI PV TERMINAL WITH 22-36 GAUGE WIRE
6. RoHS COMPLIANT PRODUCT SPECIFICATIONS :
- MEETS PACKAGING SPECS AS PER GS-14-920
- PRODUCT MEETS EUROPEAN UNION DIRECTIVES
AND OTHER COUNTRY REGULATIONS AS
DESCRIBED IN GS-22-008.
- THE PRODUCT IS NOT INTENDED TO BE EXPOSED
TO A MANUFACTURING SOLDER PROCESS.



mat'l. code		surface		tolerance	projection	product family	
SEE NOTE 2		✓				PV HOUSINGS	
ltr	ecn no	dr	date	tolerances unless otherwise specified		title	
K	F09-0055	LMU	09.06.16	angles	X±.3	MINI LATCH HOUSING DR POL.	
L	F12-0851	LMU	12.12.18	linear	XX±.13	2.54mm x 2.54mm	
M	F12-0854	LMU	13.01.07	0°±2'	.XXX±.051	scale 3:1	
N	B-14231	LMU	13.03.21	dr	M. CORNMAN	1990-08-30	dwg no
P	F-21733	AMA	15.08.20	engr	C. TREXLER	1990-08-30	sheet 1 of 2
				chr	C. TREXLER	1990-08-30	size
				appd	C. TREXLER	1990-08-30	A3
sheet index		revision sheet	P	M	type Product Customer Drawing		
		1	2				



PRODUCT NUMBER	NO. OF POS.	DIM K	DIM J
69176-004LF	2X2	4.93	2.54
69176-006LF	2X3	7.47	5.08
69176-008LF	2X4	10.01	7.62
69176-010LF	2X5	12.55	10.16
69176-012LF	2X6	15.09	12.70
69176-014LF	2X7	17.63	15.24
69176-016LF	2X8	20.17	17.78
69176-018LF	2X9	22.71	20.32
69176-020LF	2X10	25.25	22.86
69176-022LF	2X11	27.79	25.40
69176-024LF	2X12	30.33	27.94
69176-026LF	2X13	32.87	30.48
69176-028LF	2X14	35.41	33.02
69176-030LF	2X15	37.95	35.56
69176-032LF	2X16	40.49	38.10
69176-034LF	2X17	43.03	40.64
69176-036LF	2X18	45.57	43.18
69176-038LF	2X19	48.11	45.72
69176-040LF	2X20	50.65	48.26
69176-042LF	2X21	53.19	50.80
69176-044LF	2X22	55.73	53.34
69176-046LF	2X23	58.27	55.88
69176-048LF	2X24	60.81	58.42
69176-050LF	2X25	63.35	60.96
69176-052LF	2X26	65.89	63.50

PRODUCT NUMBER	NO. OF POS.	DIM K MAX.	DIM J
69176-054LF	2X27	68.43	66.04
69176-056LF	2X28	70.97	68.58
69176-058LF	2X29	73.51	71.12
69176-060LF	2X30	76.05	73.66
69176-062LF	2X31	78.59	76.20
69176-064LF	2X32	81.13	78.74
69176-066LF	2X33	83.67	81.28
69176-068LF	2X34	86.21	83.82
69176-070LF	2X35	88.75	86.36
69176-072LF	2X36	91.29	88.90

A

B

C

D

A

B

C

D



FCIconnect.com

Copyright FCI

mat'l. code		surface		tolerance		projection		product family	
SEE NOTE 2		✓						PV HOUSINGS	
ltr	ecn no	dr	date	tolerances unless otherwise specified				title	
K	F09-0055	LMU	09.06.16	angles	linear	INCH/MM		MINI LATCH HOUSING DR POL.	
L	F12-0851	LMU	12.12.18			scale 3:1		2.54mm x 2.54mm	
M	B-14321	LMU	13.03.21	0'±2'				dwg no	
				dr	M. CORNMAN	1990-08-30	sheet 2 of		size
				engr	C. TREXLER	1990-08-30	69176		A3
				chr	C. TREXLER	1990-08-30	type		Product Customer Drawing
				appd	C. TREXLER	1990-08-30			
sheet	revision								
index	sheet								

