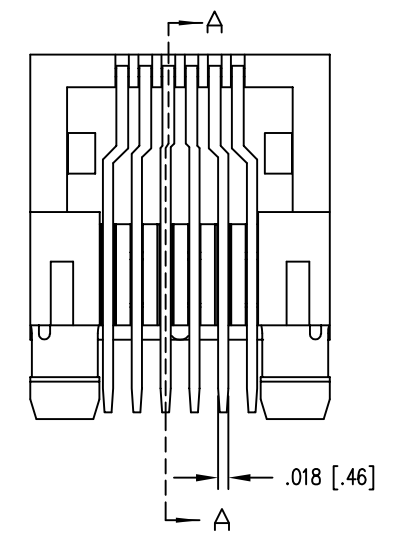
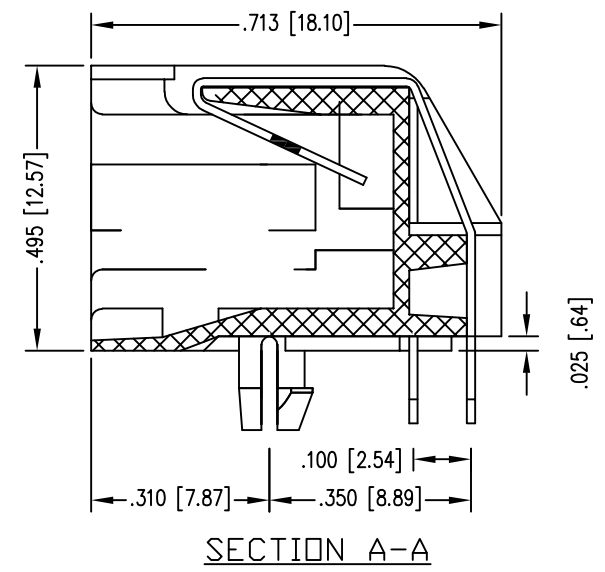
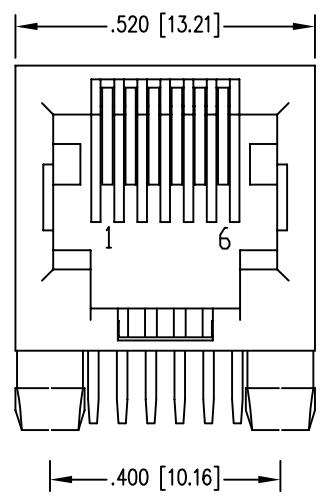
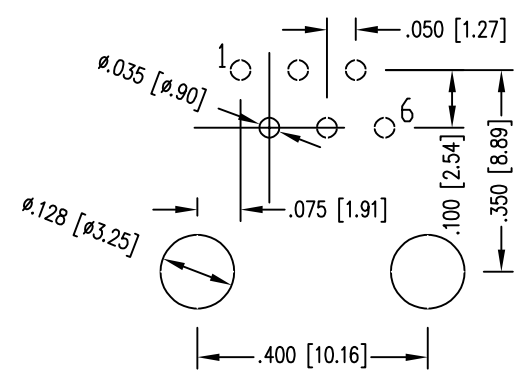


DATE	REV	ECN	APP'D. BY
02/23/21	A0	-	JME
03/29/21	A1	11724	BTS
06/01/21	A2	11760	BTS
08/17/21	A3	11805	BTS



NOTES:

- CONNECTOR MATERIALS**
HOUSING: THERMOPLASTIC UL94 V-0
CONTACT PLATING: SELECTIVE GOLD OR EQUIVALENT IN THE CONTACT AREA
SEE CHART FOR PART NUMBER
- OPERATING LIFE: 750 CYCLES MIN
- DIMENSIONS AND TOLERANCES COMPLY WITH TIA-1096 STANDARD.
- ELECTRICAL**
VOLTAGE RATING: 150 VAC RMS
CURRENT RATING: 1.5 AMP
CONTACT RESISTANCE: 20 mΩ MAX
INSULATION RESISTANCE: 1000 MΩ MIN @ 500 VDC.
DIELECTRIC STRENGTH: 1000 V DC OR A.C. PEAK; ON CONTACT TO ALL OTHER CONTACTS CONNECTED. 1500V
- ENVIRONMENTAL**
STORAGE TEMPERATURE: -40° C TO 85° C
OPERATIONAL TEMPERATURE: -40° C TO 85° C



RECOMMENDED PCB FOOTPRINT (COMPONENT SIDE)

15 MICRO-INCHES [0.38um]	SS-90000-003
CONTACT PLATING IN MATING AREA	PART NUMBER

THIRD ANGLE PROJECTION	 11118 Susquehanna Trail South Glen Rock, PA 17327-9199 (717) 235-7512 http://www.stewartconnector.com
DO NOT SCALE DRAWING DRAWING IS SUBJECT TO CHANGE WITHOUT NOTICE	
DIMENSIONS: INCHES [METRIC]	TITLE: RJ12 RIGHT ANGLE JACK, 6 CONTACT 6 POSITION, UNSHIELDED
UNLESS OTHERWISE SPECIFIED TOLERANCES ARE ±.005 [0.13] ANGLES ARE ± 1°	DRN BY: BTS DATE: 02/23/21
SHEET NO. 1 OF 1	APPD BY: JME DATE: 02/23/21
	DWG NO. CT900003 REV. A3

